


ALUFIX® CLASSIC



Temporary guardrail made of strong aluminium profiles with a max. support gap of 5.8 m for roof surfaces with up to 10° pitch or with accessories for gabled roofs up to 18°

ALUFIX® CLASSIC is used as a temporary protective structure for work on roofs and is therefore ideal for use on new builds and renovations of buildings in which scaffolding cannot be erected. It can be used on roofs with max. 10° pitch from which there is a drop of at least 3 m (according to the "Construction Work" accident prevention regulations) to max. 100 m! There must be a parapet. ALUFIX® CLASSIC consists of strong aluminium profiles that make it particularly hard-wearing. The maximum gap between the support elements is 5.8 m. Can also be supplied with transport box (for max. 50 m guardrail) with crane eye bolt and mechanism for loading by forklift

ALUFIX® CLASSIC can be used as:


- Flat roof guardrail with arms and counterweights
- Can also be used on gabled roof with max. 18° pitch in conjunction with the pitched roof eye bolt and securing line
- Mobile flat roof guardrail with arms and counterweights with the addition of Roll Fix travel units, which are lowered with a quick-release folding mechanism so that the static properties are not affected
- Flat roof guardrail with parapet clamp
- Flat roof guardrail with arm for fitting railing profiles in front of the parapet

Possible applications

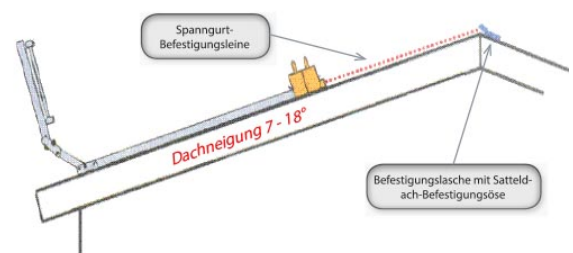
with cantilever rail and counterweights



with arm for fitting in front of the parapet



with pitched roof eye bolt and line



with parapet fixing element



